



Coventry
University






Winning a Place at University

Dr Kate Eames

Admissions Tutor: Psychology

This talk looks at:

- Why choose University?
- Informed Choice
- What Admissions Tutors are looking for
- The UCAS process
- How current Higher Educational climate affects you.



Why choose University?


1: Career Development

- Need degree for chosen career or profession?
- General graduate career : 50% grad jobs non subject-related
- Exciting, rewarding, enjoyable career
- Promotion prospects within companies
- Salary prospects : 50%+ / £120k +
- Transferable key skills that employers highly value
- A good investment for the future



Why choose University?

2: Personal Development



- Enjoy studying
- Opportunity to leave home & gain independence before joining the 'rat race'
- Life skills
- Develop new friendships and interests
- Active involvement in student life
- Develop CV : What employers expect



Informed Choice: Choosing Psychology courses

- Single honours Psychology
- Joint honours Psychology
- BPS recognised courses



Maintain a consistent course choice in your five choices. Sort out your career options before applying


Look at specific courses

- » Course content : individual modules
- » Course structure & options
- » Teaching & Assessment methods

What to consider

University & Department itself

- Type of University – red brick versus new
- League tables - various
- Teaching Quality Information website: tqi.ac.uk
- National Student Survey
- Teaching Quality : 29 subject awarded “excellent”
- Research Rating : 35 areas achieving top 5 & 5*
- Sunday Times University Guide: 18 subjects in top 10
- Virgin Alternative Guide : 1st for social life and student union
- Read prospectuses & leaflet information
- Check University Websites



What are Admissions tutors looking for?

Entrance Requirements

- Why have them?
- Balancing Duty of Care with Equal Opportunities
- State of 'readiness'
- Making optimal use of places available

Questions Admissions ask about potential students:

- Which applicant would ‘best benefit’ from a place at university?
- Will this applicant get a good degree?
- Where can we find the researchers / university lecturers of the future?
- ‘Potential’
- Teachability –
 - Intellectual curiosity
 - Work ethic
 - Confidence balanced by humility
 - Genuine interest demonstrated outside the curriculum

What are Admissions Tutors looking for?

Entrance Requirements based on academic qualifications

- Depends on course and Institution
- GCSE requirements : min of 5 including English C, Maths, overall results
- Core requirements e.g. specific subjects may be required at A/AS level
- 3 A Levels or equiv / vocational courses
- Grades / UCAS tariff points – typical offers/predicted grades
- General Studies / key skills included?
- What does this tell the Admissions Tutor about state of readiness to study at Degree Level?

What else Admissions Tutors look for

- Suitability for the course itself based on:
- Knowledge of subject e.g. interest in particular areas
- Evidence of interest in subject : lectures /courses / documentaries / reading / experts in the subject area
- Career aspirations, motivation for choosing HE
- Work experience / voluntary work
- Extra-curricular activities
- Positions of responsibility
- Key skills e.g. communication, team work, organisation
- Any extenuating circumstances

The six criteria selected by *Universities UK: Fair Enough?*

1. Organised
2. Works well independently
3. Motivated to learn
4. Interested in subject area
5. Able to work with others
6. Intellectually qualified

All this must show in your UCAS application

What is UCAS?



- Central Application Agency
- Link between applicant and universities
- Keeps applicants and universities informed
- Single electronic application - up to 5 Applications (4 for Medicine etc.)
- Application dates from September to January (School/College will advise)

Your Personal Statement

- One of the most difficult things to write

BUT

- One of the things you have in your control



What you need to convey to the admissions tutor

You have space to tell us:

- Why you want to study the subject
- How it relates to your current study and experiences
- What you have found stimulating/interesting/challenging in A level studies
- Any career goals/aspirations

You should include:

- The skills you have developed
- Any prizes or awards?
- Positions of responsibility in or out of school/college



- Achievements you are proud of
 - Social or sporting interests
- Reasons for taking a year out
- Non-accredited qualifications

The personal statement is important and it is read. So.....

- Needs to be carefully presented
 - scholarly written and well structured – absolutely No spelling or grammatical mistakes!
- Where appropriate relate examples to your chosen course
- Give a balanced view – don't oversell/undersell but be analytical and provide evidence
- Try to inject some individuality

Make an Impact:

'I have always had a keen interest in studying history....'

OR

Ever since the Famous Five first called out "Who's for ginger beer?" I've been somewhat obsessive about my reading.

Personal Statements checklist

- ❖ **Length: you've only one page to impress!**

- ❖ **Layout/Appearance: (Professional)**
 - Neat, concise, easy to read,
 - Use of bolds, underlines, different fonts
 - Absolutely NO spelling/grammar errors

- ❖ **Content: (Dynamic, Persuasive)**
 - Action-oriented verbs,
 - emphasize skills
 - Lead with strengths/accomplishments (primacy and recency effects)

Your Reference

- Choose the person who knows you well:
 - Personally
 - Academically
- It must be accurate and realistic but adds to the picture the Admissions Tutor gets

The UCAS Process

- University receives your application
- Admissions Tutors decide :
- Make an unconditional offer
- Unsuccessful
- Interview

But usually a Conditional offer based on:

- Grades
- Tariff
- Combination of both
 - e.g. 280 points inc BC inc Biology

- UCAS issue a 'Statement of Decisions' following receipt of all decisions
- You select your Firm and Insurance choices
- Universities invite to Open Days (make every effort to attend!)
- Thursday 20th August 2010 – results day
- Admissions Tutors impressed if you have prepared
- Clearing system – don't panic; you will find a place if you are academically ready for that course

Results Day Thursday 20th August

- Mobile phone (charged and topped up) with calculator
- Pen/pencil - Writing paper/notepad
- Results slips from AS
- UCAS/uni letter
- Contact details for your firm and insurance institutions
- Copy of personal statement and your reference if you have it
- Contact details for your referee
- A copy of The Independent
- Your firm, your adjustment (optional) your insurance.
- Clearing
- Deferring, withdrawing, opting out of Firm or Insurance offers
- Capped numbers; expect delays in decisions.

Its a big decision!




- Choosing a new home as well as a course
- Get as much info as you can
- Plan early – it's much better than having a mad panic
- Have a target to aim for : motivation for your studies!
- Plenty of help and support available in your school/college
- University should be the best 3 (or more) years of your life!
- ...so make sure it is by making the right informed choice of course & University and submitting the best application you can

Your role is to:

- **Consider options carefully (grades & choices so far)**
- Read the instructions and adhere to them when completing your UCAS application
- **Play to your your strengths and increase your potential – impress the Admissions Tutors**
- Convince us you are the one - Visit universities, discover all there is about your course – show your commitment and motivation
- **Discover the difficulties NOW including minimum requirements**
- Do not be put off by competition!



Sources of Information



- School careers library, general guides & resources
- Talk to tutors, advisors, parents, siblings etc
- UCAS.COM : search engine + A-Z + UK map and ucastrack
- Websites – Universities + others
- Prospectuses & Departmental Brochures
- HE Convention
- Open Days – pre and post application

A faint, light blue graphic of stylized leaves or branches is positioned on the left side of the slide, extending from the top left towards the center.

Any Questions?